

## INTRODUCTION

The PseudoU-RNA Molecular Weight Markers are comprised of 7 bands of pseudouridine ( $\Psi$ )-containing, single-stranded RNAs of the following sizes: 500, 1,000, 1,500, 2,000, 2,500, 3,000 and 4,000 nucleotides. RNA containing  $\Psi$  ( $\Psi$ -RNA) in place of the canonical uridine (U-RNA) displays altered mobility during electrophoresis as compared to the comparable U-RNA of identical sequence (see Fig. 1). The PseudoU-RNA Molecular Weight Markers allow users to more accurately estimate the size of  $\Psi$ -containing RNAs.

## MATERIALS

### Materials Supplied



Store at  $-20^{\circ}\text{C}$  or  $-70^{\circ}\text{C}$  in a freezer without a defrost cycle.

PseudoU-RNA Molecular Weight Markers	
Component	Volume
PseudoU-RNA Molecular Weight Markers in 0.1 mM EDTA.	25 $\mu\text{l}$

Use 1  $\mu\text{l}$  per lane. 25 lanes per package.

1  $\mu\text{l}$  of the PseudoU-RNA Molecular Weight Markers contains 50 ng/ $\mu\text{l}$  of each band.

Inquire about custom kit sizes at 608-442-6484 or sales@cellscript.com.

### Materials Required, but not Supplied

- RNA gel loading buffer
- RNase-free, Water or TE Buffer (10 mM Tris-HCl, pH 7.5, 1 mM EDTA)

Fig. 1A

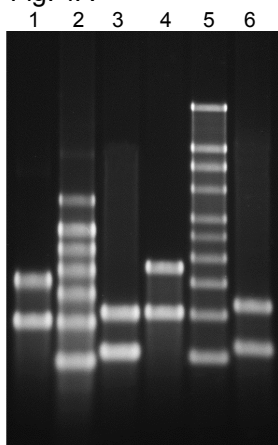


Fig. 1B

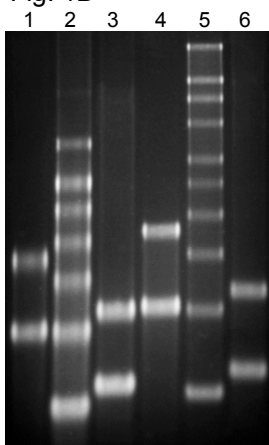


Fig. 1A) 1% denaturing agarose gel.

Fig. 1B) 2% denaturing agarose gel.

The same RNAs were loaded onto each gel.

- Lane 1)  $\Psi$ -RNAs, 1,875 & 1,077 bases.
- Lane 2) PseudoU-RNA Molecular Weight Markers (0.5, 1.0, 1.5, 2.0, 2.5, 3.0 & 4.0 kilobases).
- Lane 3)  $\Psi$ -RNAs, 1,203 & 673 bases.
- Lane 4) U-RNAs, 1,875 & 1,077 bases.
- Lane 5) U-RNA Molecular Weight Markers (0.5, 1.0, 1.5, 2.0, 2.5, 3.0, 4.0, 5.0, 6.0 & 9.0 kilobases).
- Lane 6) U-RNAs, 1,203 & 673 bases.

## SPECIFICATIONS

### Storage Buffer

The PseudoU-RNA Molecular Weight Markers are provided in 0.1 mM EDTA.

### Functional Testing

The PseudoU-RNA Molecular Weight Markers are functionally tested by denaturing agarose gel electrophoresis analysis compared to a uridine-containing RNA molecular weight markers and discrete transcripts made with either  $\Psi$ TP or UTP.

### Contaminating Activity Assays

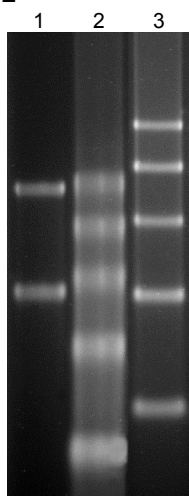
The PseudoU-RNA Molecular Weight Markers are free of detectable RNase activity.

## BEFORE YOU START: IMPORTANT TIPS FOR OPTIMAL RESULTS

### ◆ Gel Loading Buffers:

$\Psi$ -RNA displays altered mobility during electrophoresis when run in different gel loading buffers, and sometimes, when run in different batches of the same gel loading buffer (see Fig. 2). Because of this, **ALWAYS** make up your PseudoU-RNA Molecular Weight Markers **AND** your experimental  $\Psi$ -RNA (whose molecular weight is to be determined) with the same tube of the same gel loading buffer.

Figure 2



2% denaturing agarose gel.

Lane 1)  $\Psi$ -RNAs, 1,875 & 1,077 bases in "NEW" gel loading buffer.

Lane 2) Partial PseudoU-RNA Molecular Weight Markers (0.5, 1.0, 1.5, 2.0 & 2.5 kilobases) in "OLD" gel loading buffer.

Lane 3) Partial PseudoU-RNA Molecular Weight Markers (0.5, 1.0, 1.5, 2.0 & 2.5 kilobases) in "NEW" gel loading buffer.

### ◆ Pre Gel Loading RNA Denaturation:

Pseudouridine stabilizes secondary structure in RNA. Because of this, we strongly recommend a heat denaturation step of **75°C for 10 minutes** in a EDTA-containing gel loading buffer, for the PseudoU-RNA Molecular Weight Markers and the experimental  $\Psi$ -RNA prior to loading onto a denaturing agarose gel.

◆ **Maintaining an RNase-Free Environment:**

Highly stable RNases are ubiquitous, including on human skin.

Creating an RNase-free work environment and maintaining RNase-free solutions is critical for successful work with RNA.

We strongly recommend to:

- Use RNase-free tubes and pipette tips.
- Always wear gloves when handling kit components or samples containing RNA and change gloves frequently, especially after touching potential sources of RNase contamination such as door knobs, pens, pencils and human skin. Do not touch any kit component or tube containing RNA with an ungloved hand.
- Keep all kit components tightly sealed when not in use. Keep all tubes containing RNA tightly sealed during the incubation steps.

## PROCEDURE

1. Add the reagents in the order listed below. Amounts may be scaled up or down as desired.

Suggested $\Psi$ -RNA MW Markers Procedure	
Component	Amount
RNase-Free Water	x $\mu$ l
PseudoU-RNA Molecular Weight Markers	1 $\mu$ l
RNA Gel Loading Buffer to a final conc. of 1X	y $\mu$ l
Total Reaction Volume	10 $\mu$ l

! Always make up your PseudoU-Molecular Weight Markers and your experimental  $\Psi$ -RNA with the same tube of the same gel loading buffer.

2. Incubate at 75°C for 10 minutes.
3. Load the entire mixture into a well of a denaturing agarose gel.

## RELATED PRODUCTS

- INCOGNITO™ SP6  $\Psi$ -RNA Transcription Kit
- INCOGNITO™ T7 5mC- &  $\Psi$ -RNA Transcription Kit
- INCOGNITO™ T7  $\Psi$ -RNA Transcription Kit
- INCOGNITO™ T7 ARCA 5mC- &  $\Psi$ -RNA Transcription Kit

The performance of this product is guaranteed for one year from the date of purchase.

A-Plus, AmpliCap, AmpliCap-Max, CELLSCRIPT, INCOGNITO, MessageMAX, mScript, ScriptCap, ScriptGuard, SP6-Scribe, T7-FlashScribe, T7-Scribe and 2-Way are trademarks of CELLSCRIPT, Madison, Wisconsin.

The Purchaser of this product agrees to the TERMS AND CONDITIONS posted on CELLSCRIPT's website: <http://www.cellscript.com>.

**INCOGNITO and Other Products for Making Pseudouridine- or 5-Methylcytidine-containing RNA** are covered by U.S. and international patent applications owned by the University of Pennsylvania and exclusively licensed to CELLSCRIPT, Inc. By purchasing these products from CELLSCRIPT, Inc., a purchaser at a not-for-profit organization receives a limited non-exclusive right to use the purchased quantity of the purchased product solely for its intended use and solely for non-commercial research. Purchase of these products does not grant any rights whatsoever to use the products, either directly or indirectly, for any Commercial Purpose. "Commercial Purpose" means any and all uses of this product and derivatives thereof by a party for monetary or other consideration and may include but is not limited to use (1) to manufacture a product; and (2) to provide a service, information or data; or (3) to re-sell the product or its derivatives, whether or not such product or derivatives are resold for use in research. Purchaser agrees not to make, use, transfer, offer for sale, or sell the products, components of products, derivatives of products, pseudouridine- or 5-methylcytidine-containing RNA, cells made by use of the products or such pseudouridine- or 5-methylcytidine-containing RNA, or to provide services, information, or data obtained by the use of any of the preceding in exchange for any monetary or other consideration. If a purchaser does not agree to these terms, the purchaser should return the unused and unopened product to CELLSCRIPT, Inc. for a full refund. A license from CELLSCRIPT, Inc. is required by any person at a for-profit organization and by any person at a not-for-profit organization who wishes to use the product for any Commercial Purpose or who wishes to transfer the product, components of products, derivatives of products, pseudouridine- or 5-methylcytidine-containing RNA, or cells made by use of the products or such pseudouridine- or 5-methylcytidine-containing RNA, or to provide services, information, or data to a third party for any Commercial Purpose.

© 2016 CELLSCRIPT, All rights reserved.